

# BN-FS-1080P

8 Ports 10/100Mbps PoE Switch with 2100Mbps RJ45 Uplink

beek



## Key Features:

**Ports:** Provide 8\*10/100Mbps PoE ports and 2 \*100Mbps Uplink

**PoE Standard:** IEEE802.3af/at Power over Ethernet (PoE) Compliant

**Total Power:** Total power budget of 120W and 30W for all single PoE ports

**Self-adaption:** RJ45 port supports 10/100Mbps Auto MDI/MDIX

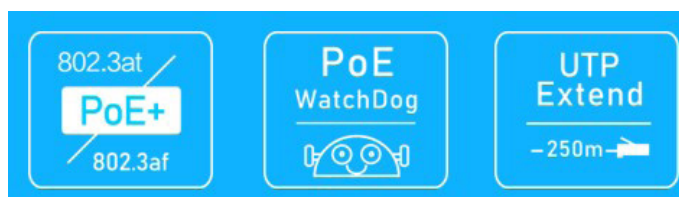
**Extend Mode:** Extend PoE up to 250m on one single cable

**Wide Application:** Designed for Wifi AP and IP Security camera.VoIP etc

**Surge protection:** Protect the device from lighting surges and others electrical hazards


**Considerate Design:** Exquisite compact size with fanless design

**Easy to use:** Plug and play, No configuration required



## Versatile PoE Port

Featuring 8\* 10/100Mbps PoE ports which support IEEE802.3af/at standard and 2 \* 100Mbps Uplink ports. the PoE switch provides Maximum power budget of 120W and 30W for single PoE ports sepectively,allowing users to have several different Networking products configured



## Flexible Extend Mode

With the extend mode, the PoE Switch Series is able to offer more flexible choices for long range transmission, extending the distance up to 250m, which is greatly helpful to bring better user experience.

## Surge Protection Design

Reaching 4KV surge protection, the PoE ports owns the capacity to keep the PoE Switch from lightning strikes and other electrical surges, offering reliable performance even in some harsh environments.



## Technical Datasheet

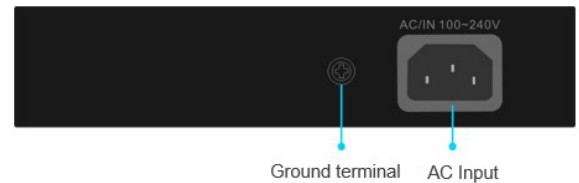
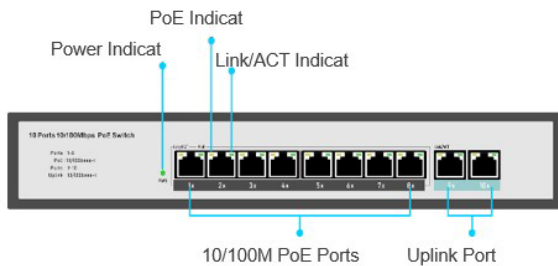
Model	BN-FS-1080P	
Hardware Specifications		
Network Connector	10 10/100BASE-T RJ45 auto MDI/MDIX ports	
PoE Port	8 10/100Mbps POE PSE port	
LED Display	Power Indicator: PWR(green). Network Indicator: Link(yellow) PoE Working Indicator: PoE(green)	
Thermal Fan	Fanless Design	
LED indicators	Power Indicator: PWR(green). Network Indicator: Link(yellow) PoE Working Indicator: PoE(green)	
Switch Architecture	Store and Forward	
Transmission model	IEEE802.3X full-duplex and Backpressure half-duplex	
Switch Performance	Backplane bandwidth	3.2Gbps
	Packet forwarding rate	2.55Mpps
	MAC address	4k
Power requirement	AC100-240V 50/60Hz   DC52V/2.3A	
ESD Protection	4KV ESD	
Dimension(W×D×H)	202mm x 104mm x 44.5mm(7.95in x 4.09in x 1.75in)	
Weight	1Kg	
MTBF	43,321 hours	
Power over Ethernet (PoE) Specifications		
Network standard	IEEE802.3i 10 BASE-T IEEE802.3u 100 BASE-TX IEEE802.3x Flow Control IEEE802.3af Power over Ethernet IEEE802.3at Power over Ethernet IEEE802.3az EEE	
PoE Standard	IEEE 802.3af Power over Ethernet/PSE IEEE 802.3at Power over Ethernet Plus/PSE	
PoE Supply Type	1/2(+), 3/6(-) End-span	
PoE Power Output	Per Port 52V DC, 300mA. max. 15.4 watts (IEEE 802.3af) Per Port 52V DC, 600mA. max. 30 watts (IEEE 802.3at)	
PoE Power budget	120W	
Environment		
Environment specification	Operating temperature: -10℃~45℃， operating humidity: 10%~90%	
	Storage temperature: -20℃~70℃， storage humidity: 5%~95%	
Safety	FCC Part15 Class A,CE,RoHs	

# BN-FS-1080P


8 Ports 10/100Mbps PoE Switch with 2100Mbps RJ45 Uplink

beek

## Interfaces



## Structure Diagrams

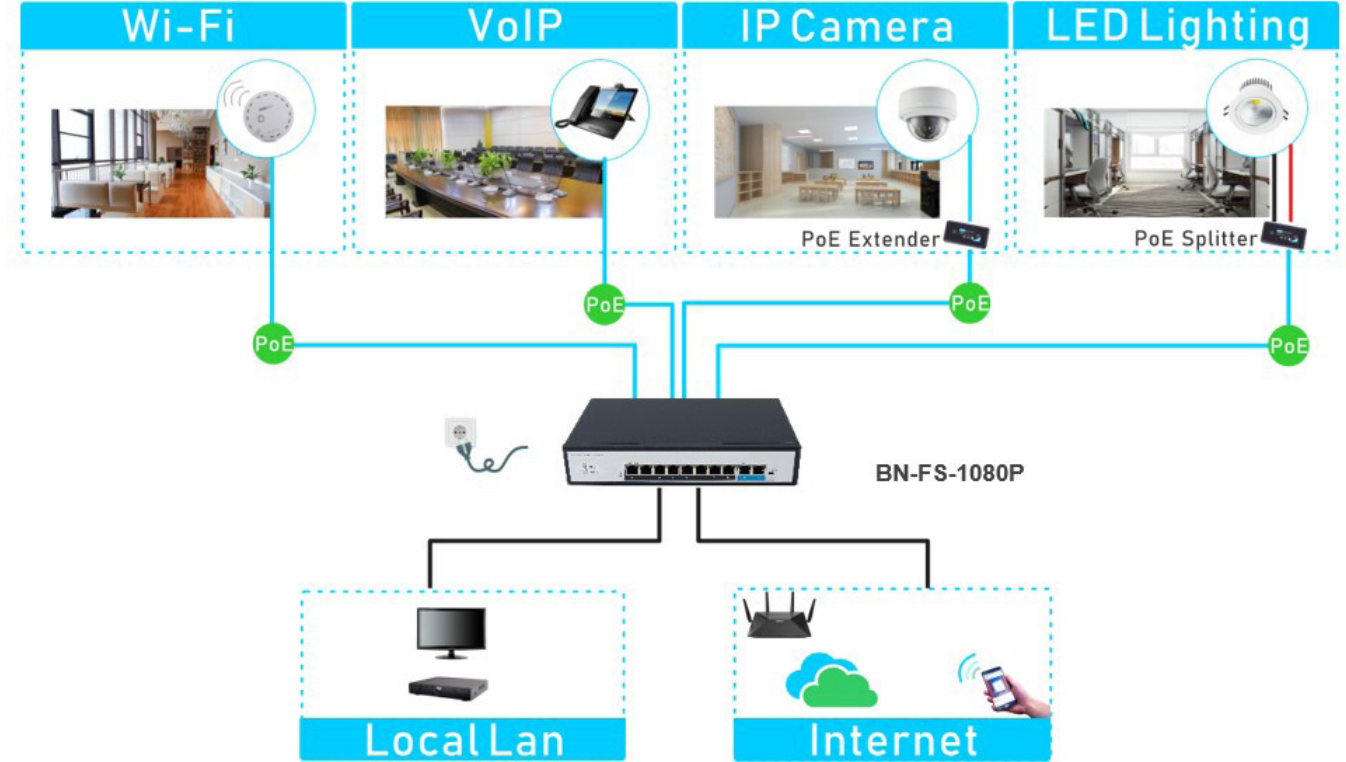


# BN-FS-1080P

8 Ports 10/100Mbps PoE Switch with 2100Mbps RJ45 Uplink

beek

## Applications



## Ordering Information

### BN-FS-1080P

8 Ports 10/100Mbps PoE switch with 2 Uplink, 120W, 4KV surge protection, IEEE802.3af/at